














Our Year 1 Curriculum - Summer 1



Big Question	Why does the weather change?
Maths  	<p>Multiplication and division - children will build upon their knowledge of counting in multiples of 2 and go beyond 20, up to 50. Children begin to use stories which link to pictures and concrete manipulatives to explore making equal groups. Children begin to make arrays, doubles and equal groups. children explore sharing as a model of division.</p> <p>Fractions - Children explore finding a half and a quarter.</p> <p>Geometry - position and direction. Children will use the language 'full', 'half', 'quarter' and 'three quarter' to describe turns made by shapes/objects.</p>
English  	<p>We will be focusing on the text <i>The Storm Whale</i> and a traditional tale, <i>The Three Billy Goats Gruff</i>. Children will be immersed in the texts so that they become familiar with the language patterns and the story structure. They will then look closely at the vocabulary and grammar features. Finally children will engage in a longer piece of writing around the text.</p> <p>We will continue to focus on spelling and will continue to send home words for the children to learn.</p>
Geography 	<p>Through the concept of weather we aim to identify seasonal and daily weather patterns in the United Kingdom. We shall use world maps, atlases and globes to identify the United Kingdom and its countries, as well as the countries, continents and oceans studied at this key stage. We shall use simple compass directions (north, south, east and west) to locate the countries on the UK map. Aerial photographs will be used to construct basic symbols in a key.</p>
Science 	<p>In Science we will continue to explore materials and their properties. We shall distinguish between an object and the material from which it is made. Children will be able to identify and name a variety of everyday materials, including wood, plastic, glass, metal, water and rock. They will describe the simple physical properties of a variety of everyday materials and compare and group together a variety of everyday materials on the basis of their simple physical properties.</p>
Religious Education 	<p>In R.E. our focus will be Special Places. Children will understand that people have special places in which they may worship. Children will learn why a church is important for Christians.</p>
PSHE 	<p>In PSHE we shall be asking how we can look after each other in the world. We shall learn how kind and unkind behaviour can affect others and how to be polite and courteous. Children will learn to play and work cooperatively and learn the responsibilities they have in and out of the classroom. They will learn how people and animals need to be looked after and cared for. We shall look at what can harm the local and global environment and how they and others can help care for it. We shall examine how people grow and change and how people's needs</p>

	change as they grow from young to old. We shall also learn how to manage change when moving to a new class/year group.
Music 	In music children will be studying timbre, tempo and duration. They will experiment with, create, select and combine sounds using the inter-related dimensions of music. They will listen with concentration and understanding to a range of high quality live and recorded music.
Computing 	Creating Media - Digital Imagery Children will learn how to take photos. Children will use a basic range of tools to edit images. Pupils will search and download images from the internet safely.
Outdoor PE 	In PE we shall be practising striking and fielding skills. Children will practise rolling a ball towards a target and to track a rolling ball and collecting it. They will learn to develop overarm throwing and to develop striking a ball with hands and equipment. Children will retrieve a ball when fielding and understand the role of batter, bowler and fielder.