


















Our Year 5 Curriculum - Spring 2



<p>Our lens</p> 	<p>Power and the Monarchy</p>
<p>Big Question</p> 	<p>Power & Monarchy: Which monarch experienced the greatest shift in power during his/her reign?</p>
<p>Maths</p> 	<p>Fractions: Equivalent fractions, Improper fractions to mixed numbers, Mixed numbers to improper fractions, Compare and order fractions, Add and Subtract Fractions</p> <p>Area and Perimeter: Area of rectangles, Area of compound shapes, Area of irregular shapes</p>
<p>English</p>   	<p>Writing: A narrative based on Wolf Brother where children will create atmosphere and tension. A narrative based on Clockwork building tension, working on sentence/paragraph construction and adding in narration. A discussion text based on their response to the big question.</p> <p>Reading: Clockwork (Fiction), The Highwayman (Poetry), Kings and Queens (Historical Non-Fiction)</p>
<p>History</p> 	<p>Through the unit pupils will learn about:</p> <ul style="list-style-type: none"> • Absolute and constitutional monarchy • The Magna Carter and the shift in power • The Glorious Revolution • Elizabeth II - Parliament and Monarchy • The shift in power and impact on people
<p>Science</p> 	<p>Forces: How can we manipulate/use forces for our advantage? The children will be able to explain that unsupported objects fall towards the Earth because of the force of gravity acting between the Earth and the falling object. They will be able to identify the effects of air resistance, water resistance and friction, that act between moving surfaces.</p>
<p>Religious Education</p>	<p>Pilgrimage and Sacred Places (Judaism): 'Jerusalem' What makes Jerusalem such a special place?</p>

	<p>The children will understand why people make special journeys. They will explore the variety and importance of sacred spaces in the local and wider community. They will understand why these places are of religious significance to the particular faith groups.</p>
<p>Art</p> 	<p>Painting: Portraits (Pop Art) The children will explore the roles and purposes of artists, craftspeople and designers working in different times and cultures. They will define portraiture, explain what Pop Art is and discuss their opinions about it. They will be inspired by artists including Andy Warhol, Roy Lichtenstein and Keith Haring.</p>
<p>PSHCE</p> 	<p>Living in the Wider World: What jobs would we like? Children will find out about some of the different jobs that people have and understand the skills, qualifications and training needed for these. They will understand how people choose a job and be able to question and challenge stereotypes. They will also consider how they might choose a job for themselves.</p> <p>British Value - Tolerance</p>
<p>Music</p> 	<p>Irregular time signatures, Graphic Scores and Loopseque</p>
<p>Computing</p> 	<p>Search Engines To learn independently, children need to be able to find relevant and accurate information quickly. This topic teaches pupils how to use key words and phrases, to identify inaccurate information, how pagerank works as well as how to credit their sources appropriately.</p> <p>Online Safety - Inaccurate Data</p>
<p>French</p> 	<p>Quel Temps Fait-II? In French, this half-term, we will continue with our weather topic (Le Temps). The children will be learning to read a weather map of France, including cardinal points. They will be writing their own script for a TV weather forecast and will present their weather report to the rest of the class.</p>
<p>Outdoor PE</p> 	<p>Athletics Children will be practicing the skills of running over longer distances, sprinting, relay, long jump, triple jump, shot put and javelin.</p>
<p>Indoor PE</p> 	<p>Dance Children will learn to perform and choreograph different types of dance individually and with others. They will evaluate their performances and give each other next steps.</p> <p>Swimming Children will learn the front crawl and breathing technique and the technique for backstroke arms and legs.</p>

