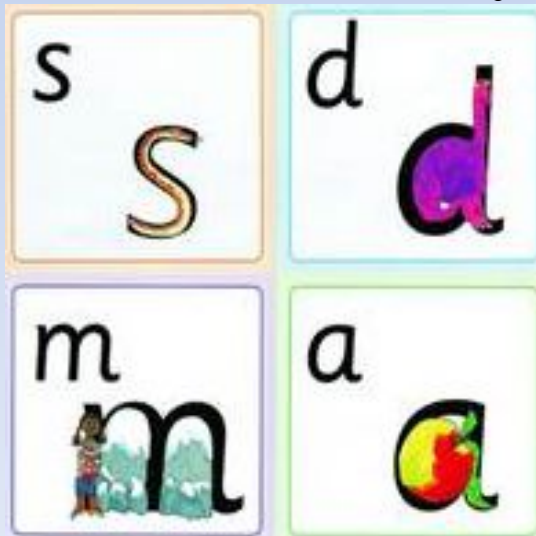





Read Write Inc. EYFS Phonics Workshop

Friday 4th March 2022



Why



Phonics?

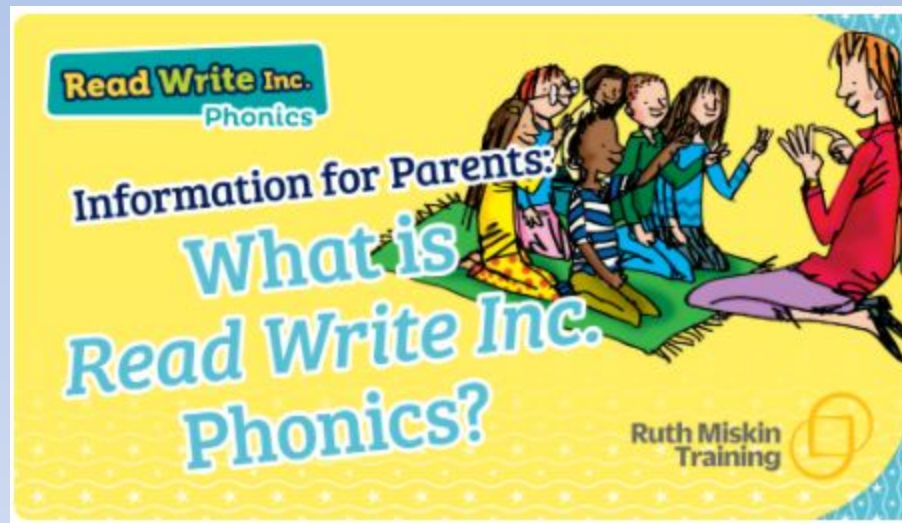
A complete literacy programme - systematic and structured.

Daily phonics and guided reading session.

Meets the demands of the literacy early learning goals, Year 1 national curriculum, giving your children the best chance of success in the national tests.

Storybooks align with the sounds learnt in class and therefore the children are consolidating the phonics they have learnt and applying these skills in context.

What is Read Write Inc. Phonics?



<https://www.youtube.com/watch?v=sjIPILhk7bQ>

A bit of technical vocabulary...

Phoneme - spoken sounds - there are about 44 in the English language

Grapheme - how we write each of the spoken sounds e.g. the spoken sound 'f' is written using the graphemes f, ff, ph.

Red words - words that cannot be sounded out e.g. I, said, they

Green words - words that can be sounded out using our phonics

Fred talk - (Fred is the frog) he can only talk in sounds e.g. sh-o-p

Watch how to pronounce the sounds

<https://www.youtube.com/watch?v=TkXcabDUg7Q>


How does phonics help us read?

Say "hello" to Fred.

Fred can *only* talk in sounds...

He says "c_a_t." Not cat.

We call this *Fred Talk*.




'Read, Write Inc.' Storybooks


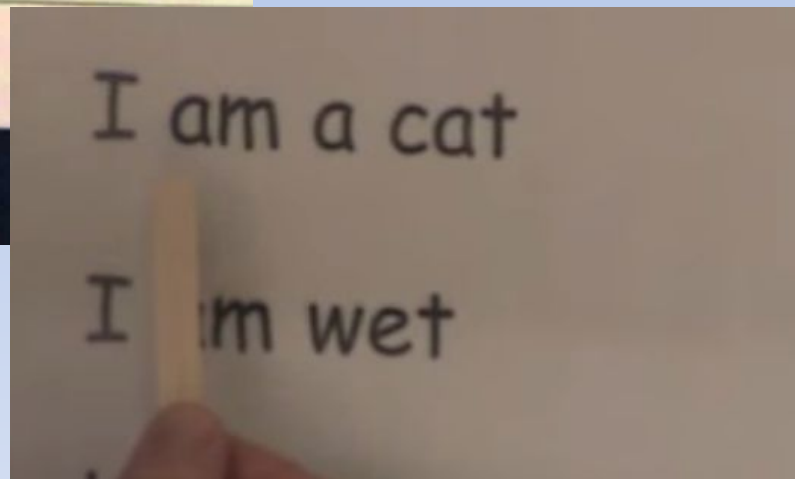
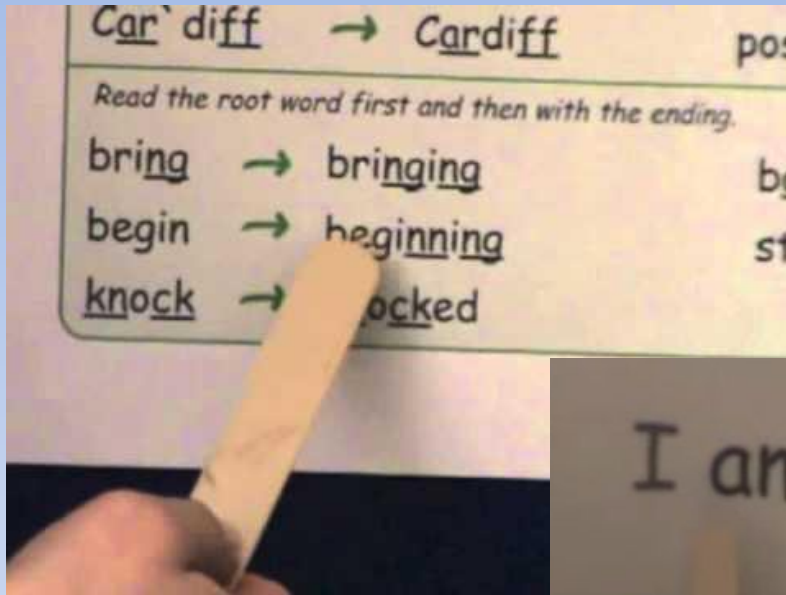
Storybooks

100 lively, decodable storybooks
levelled to children's phonic ability

New!



'Read, Write Inc.' Storybooks



'Read, Write Inc.' Phonics and Storybooks work together

Speed Sounds/ Word Time Group A WT1-3	Ditties Group B/ Group C WT 1-5	Green books/ Purple Books Group D/D WT 1-7 SS 2	Pink Books Group E SS 2	Orange books Group F SS 2/3	Yellow books Group G SS 2	Blue Books Group H SS 3	Grey Books Group I SS 3	Off of the programme
Teach speed sounds set 1 (1 a day). Teach WT 1-3.	Review speed sounds 1 and focus on digraphs, sh, th, ch, qu, ng, nk. Review WT 1-3 and teach WT 4 and 5/ Review WT 1-5 and teach WT 6 and 7	Review set 1 sounds and word times. Teach set 2 sounds. Review green words in mixed sets.	Review set 2 sounds. Review green words in mixed sets.	Review set 2 sounds. Review green words in mixed sets. Start teaching set 3 sounds and words for reading.	Review set 2 sounds. Review green words in mixed sets. Teach set 3 sounds and words for reading and spelling.	Review set 3 for reading and spelling.	Review set 3 for reading and spelling.	No longer need phonics and onto spelling

How to help your child at home...



1. Use pure sounds, not letter names
2. Teach the picture names
3. Practise reading sounds speedily -
'review, review, review'
4. Use the handwriting phrases

Teaching letter formation

Handwriting phrases for helping your child to form letters

This works best if your child practises for a short time every day.

1. Show the picture side and air-write as you say the phrase.
2. Ask your child to practise in the air with you.
3. Using a sharp pencil and sat at a table, encourage your child to have a go.
4. Praise your child for their efforts.

- m Maisie, mountain, mountain
a round the apple, down the leaf
s slither down the snake
d round his bottom, up his tall neck and down to his feet
t down the tower, across the tower
i down the body, dot for the head
n down Nobby, over his net
p down the plait and over the pirate's face
g round her face, down her hair and give her a curl



You can read stories with your child.
Relentlessly.

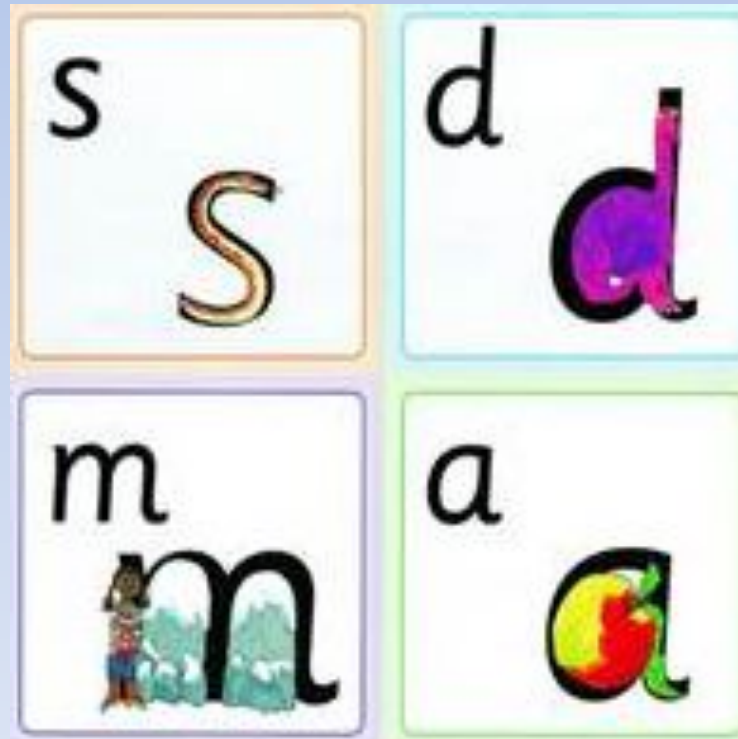
Read favourite stories over and over again

Read some stories at a higher level than they
can read themselves.

Listen to them reading their take home Phonics
storybooks.

You can practise pronouncing sounds.
Use the Set 1, 2 or 3 books

Remember no 'fuh' and 'luh'!



<https://www.youtube.com/watch?v=TkXcabDUg7Q>

You can have fun with Fred Talk.

"What a tidy r-oo-m!"

"Where's your c-oo-t?"

"Time for b-e-d!"



You can watch video tutorials.

For how to do all these things and more

<https://home.oxfordowl.co.uk/reading/reading-schemes-oxford-levels/read-write-inc-phonics-guide/>

Please remember:

When reading with your child at home, it is meant to be easy! They are consolidating what they have learnt at school, not learning anything new. If they find it too difficult they will not enjoy reading at home. Reading is a pleasurable activity.

Oxford University Press publish the resources



<https://home.oxfordowl.co.uk/reading/reading-schemes-oxford-levels/read-write-inc-phonics-guide/>